

## Mrs. Pyle's Classroom News!

### Curriculum Updates

#### What are we learning this week?

Reading: how to listen and talk about a story

Phonics: learning to form letters, using parts of words to solve new words, changing last letters to make new words

Writing: learning about persuasive writing

Math: composing numbers 11-20 from 10 ones and some ones; represent and write teen numbers

Social Studies: spring

### Upcoming Events!

- April 2-Ben Franklin shirt day
- April 3-Kindergarten field trip to The Works, Walking Club after school
- April 5-Class picture day, Bring your homework and library books back to school
- April 9-Ben Franklin shirt day
- April 10-Walking Club after school
- April 12-Bring your homework and library books back to school
- April 16-Ben Franklin shirt day
- April 17-Walking Club after school

### FYI

**Wednesday we will be going on a field trip to The Works. Please make sure your child is at school on time. We will be leaving after breakfast.**

### Stay in Touch!

[npyle@laca.org](mailto:npyle@laca.org)

740-670-7340

### Reminders:

- Homework is due Friday, April 5, 2019.
- Reading is due the next day, Monday-Thursday.



# MATH NEWS



LAFAYETTE  
PARISH SCHOOL SYSTEM

Kindergarten, Module 5, Topic B

Spring 2015

## Kindergarten Math

Module 5: Numbers 10-20; Count to 100 by Ones and Tens

### Math Parent Letter

This document is created to give parents and students a better understanding of the math concepts found in Eureka Math (© 2013 Common Core, Inc.) that is also posted as the Engage New York material which is taught in the classroom. Module 5 of Eureka Math (Engage New York) covers Numbers 10 - 20 and Count to 100 by Ones and Tens. This newsletter will discuss Module 5, Topic B

Topic B. Compose Numbers 11-20 from 10 Ones and Some Ones; Represent and Write Teen Numbers

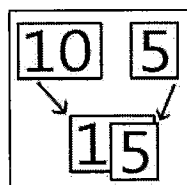
### Words to know

- Hide Zero Cards
- Ten-Frame

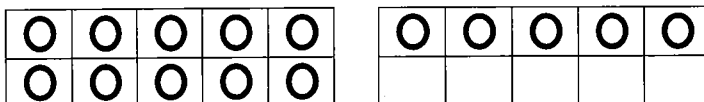
### Objective

In Topic B, students will begin to decompose teen numbers with Hide Zero Cards and number bonds. They will also begin to draw circles to represent teen numbers.

### Hide Zero Cards



### 10-Frame Cards

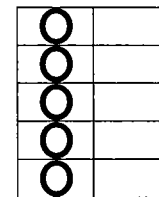
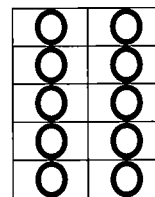


## Focus Area- Topic B

Compose Numbers 11-20 from 10 Ones and Some Ones  
Represent and Write Teen Numbers

Students will look at Hide Zero cards or ten-frames and they will have to draw circles to match the cards or create a number bond to match the cards.

Directions: Write and draw the number. Use your Hide Zero cards to help you.



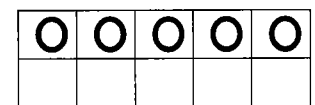
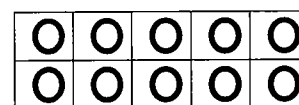
10

5

15

Student draws circles to match the Hide-Zero Cards and writes the teen number it represents.

Directions: Look at the Hide-Zero cards or 10-frame cards. Write the number as a number bond.



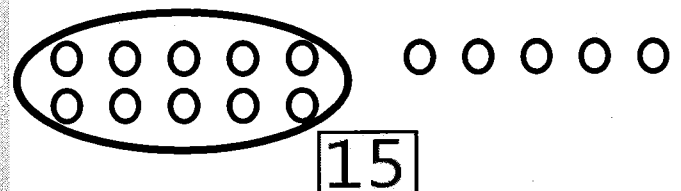
15

10

5

Students will be shown a teen number. They will be asked to draw circles to show the number and circle 10 ones.

Draw circles to show the number. Circle 10 ones.



## OBJECTIVE OF TOPIC B

- 1 Model with objects and represent numbers 10 to 20 with place value or Hide Zero cards.
- 2 Model and write numbers 10 to 20 as number bonds.
- 3 Model teen numbers with materials from abstract to concrete.
- 4 Draw teen numbers from abstract to pictorial.